













2.5. Cantidades a entregar por financiamiento público para actividades específicas a partidos políticos 2016

Partido Político	Por el 30%	Por el 70%	Total
	\$379,709.53	\$1,082,005.36	\$1,461,714.89
	\$379,709.53	\$1,701,651.15	\$2,081,360.67
	\$379,709.53	\$275,206.12	\$654,915.64
	\$379,709.53	\$244,691.11	\$624,400.64
	\$379,709.53	\$1,827,791.63	\$2,207,501.16
	\$379,709.53	\$184,587.99	\$564,297.51
Total	\$2,278,257.15	\$5,315,933.36	\$7,594,190.51

3. Total de Financiamiento Público a Partidos Políticos 2016

Partido Político	Actividades		Total Financiamiento Público Anual 2016	Ministraciones Mensuales 2016		Total Ministración Mensual 2016
	Ordinarias Permanentes	Específicas		Ordinarias Permanentes	Específicas	
	\$48,723,829.54	\$1,461,714.89	\$50,185,544.43	\$4,060,319.13	\$121,809.57	\$4,182,128.70
	\$69,378,689.03	\$2,081,360.67	\$71,460,049.70	\$5,781,557.42	\$173,446.72	\$5,955,004.14
	\$21,830,521.48	\$654,915.64	\$22,485,437.13	\$1,819,210.12	\$54,576.30	\$1,873,786.43
	\$20,813,354.57	\$624,400.64	\$21,437,755.20	\$1,734,446.21	\$52,033.39	\$1,786,479.60
	\$73,583,371.97	\$2,207,501.16	\$75,790,873.13	\$6,131,947.66	\$183,958.43	\$6,315,906.09
	\$18,809,917.15	\$564,297.51	\$19,374,214.66	\$1,567,493.10	\$47,024.79	\$1,614,517.89
Total	\$253,139,683.75	\$7,594,190.51	\$260,733,874.26	\$21,094,973.65	\$632,849.21	\$21,727,822.85

